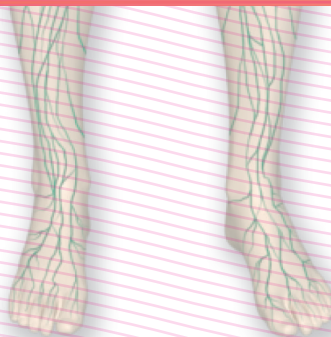


lymphology
measuring for custom-made
flat-knit lower extremity

effective October 1, 2017



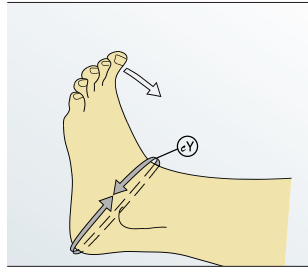
Notes on taking measurements for custom-made flat-knit stockings

- Flat knit compression garments should not be measured until the best possible decongestion effort has been achieved. Circumference (c) and length (l) measurements are taken in a distal to proximal sequence (starting at the toes and working up the leg towards the waist).
- It is essential to mark measuring points on the leg so that the circumference and length measurements are taken at the same point.
- The amount of tension applied must be determined by a person experienced in bandaging techniques and depends on edema and tissue characteristics, sensitivity to pain, fibrosis, location of the edema, mobility, and strength of the patient.
- Generally flat-knitted garments are measured under tension with the exception of cY. According to the measuring point we distinguish:
Skin measurements = loose;
Measuring to the first resistance = measuring under tension without force;
Full Tension = absolutely compression of the tissue.

Knee high

All length measurements are contoured along the medial (inner) side of the leg

Foot measurement points (Y, A, A1, Z)

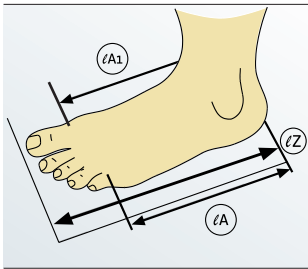


Circumference (c) Y

Measurements taken over the heel and arch in dorsal flexion with tendons taut. Take physical dimensions without tension. Take soft tissue projections into account.

Length (l) A

Distance from heel to base of little toe (length of outer side of foot), including the joint.

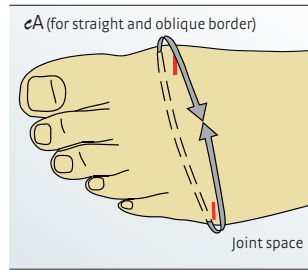


Length (l) A1

Distance from heel to base of big toe (medial length), including the joint.

Length (l) Z

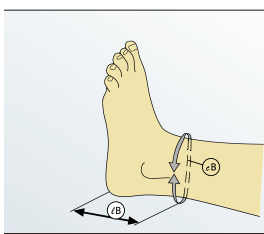
Closed toe: distance from heel to end of longest toe. (Not needed for open toe garments, except open toe seamed toe caps. lZ needed for ALL seamed toe cap garments.)



Circumference (c) A

Apply tape measure around the metacarpophalangeal joints (first joints of toe).

Measuring point B: just above the malleolus (ankle bone)



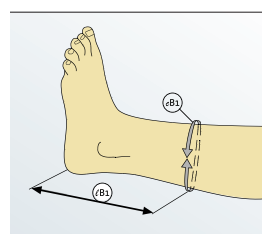
Length (l) B

From sole of foot to above (proximal to) the ankle.

Circumference (c) B

Measure circumference, depending on indication, tightly if necessary.

Measuring point B1: at the base of the calf



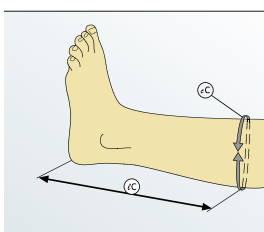
Length (l) B1

From sole of foot to base of the calf.

Circumference (c) B1

Measure circumference, depending on indication, tightly if necessary.

Measuring point C: at the largest calf circumference



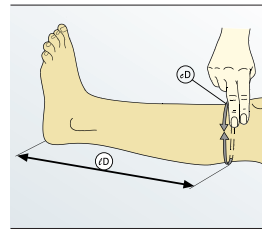
Length (l) C

From sole of foot to largest calf circumference.

Circumference (c) C

Measure circumference, depending on indication, tightly if necessary.

Measuring point D: at the head of the fibula



Length (l) D

From the sole of the foot to the head of the fibula (approx. two finger widths below kneecap).

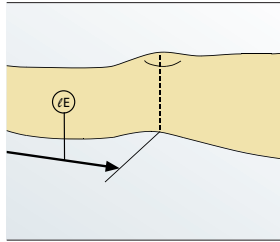
Circumference (c) D

Measure circumference, depending on indication, tightly if necessary. Exception: AD stocking = Body dimension.

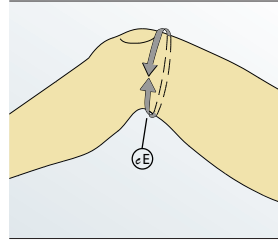
Thigh high

All length measurements are contoured along the medial (inner) side of the leg except (l)K2 which is contoured on the posterior (back) side of the leg.

Measuring point E: at the middle of the kneecap

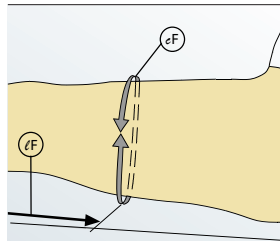


Length (l) E
From sole of foot to middle of kneecap.



Circumference (c) E
In general, measurements are not made tightly when the leg is bent (angle 30° - 45°), take circumference measurement one finger width proximal (above) to the back of the knee, and two finger widths proximal (above) to the knee cap. Do not place tape in the back of the knee or folds of skin.

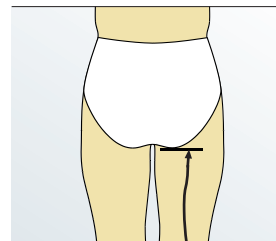
Measuring point F: at the middle of the thigh



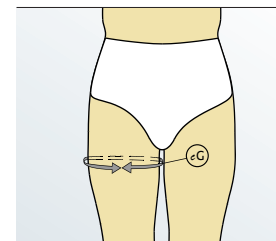
Length (l) F
From sole of foot to middle of thigh.

Circumference (c) F
Depending on the indication, the circumference is generally measured fairly tight.

Measuring point G

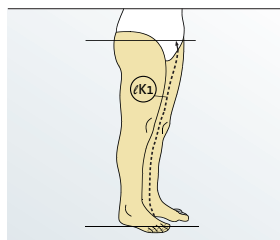


Length (l) G
AG stocking dimension: sole of the foot to largest point (inner aspect) below the transverse buttock fold (including top band).



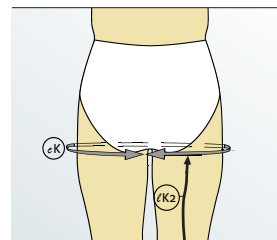
Circumference (c) G
Depending on the indication, the circumference is generally measured fairly tight at the widest part of upper thigh (not always the top of the thigh.)

Measuring point K1: at the pubic bone



Length (l) K1
From sole of foot to the pubic bone .

Measuring point K2: at the gluteal fold



Length (l) K2
From sole of foot to gluteal fold.

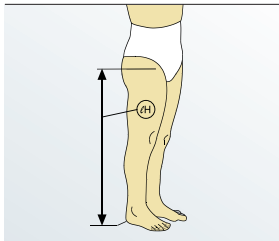
Circumference (c) K
Measure around both legs at the gluteal fold.

Obligatory measurement for medi!

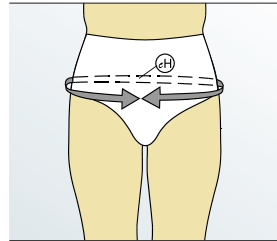
Waist high

All length measurements are contoured along the body except "H" and "T" which are straight lengths.

Measuring point H: widest point of the pelvis

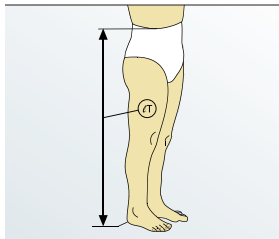


Length (l) H
From sole of foot to widest point of pelvis.

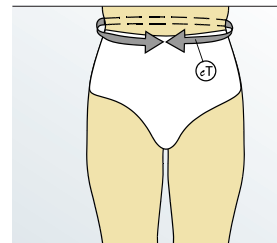


Circumference (c) H
Circumference of pelvis at the widest point, or buttocks, measure tightly depending on indication.

Measuring point T: at the waist

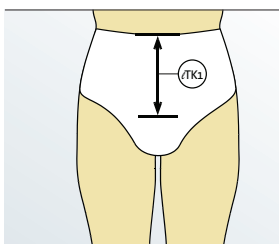


Length (l) T
From the sole of the foot to the top border of the garment (patient-specific).

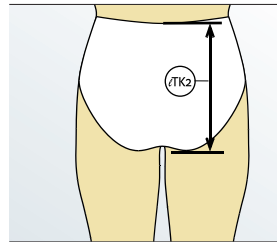


Circumference (c) T
Circumference of torso, measured under moderate tension.

Measuring points for front (l) TK1 and back (l) TK2 top border of the garment



Length (l) TK1
Front length TK1: measure vertically next to body, at the level of the pubic bone to the top border of the garment.



Length (l) TK2
Back length TK2 measure vertically near the body, at the level of the transverse gluteal fold to the border of the garment.

Measuring a suspensory

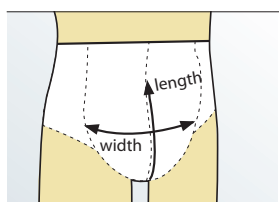


Fig. A

Length & width
Measure the width and length of the suspensory, as marked in Figures A and B - this measurement can be taken over the underwear.

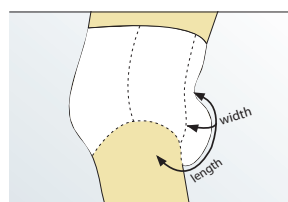


Fig. B

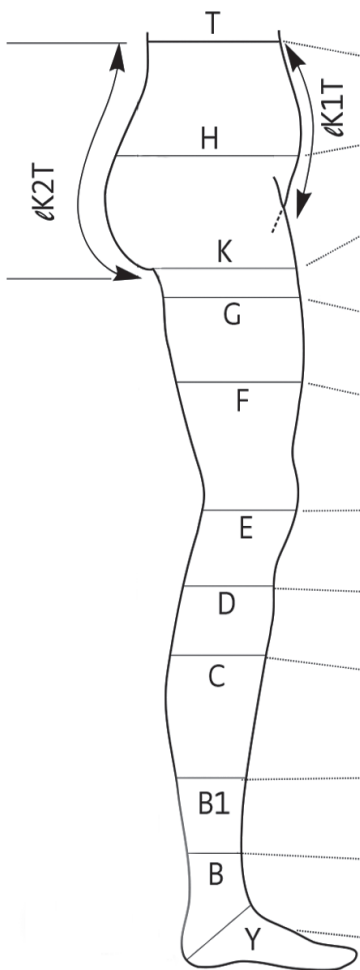
Patient Last Name: _____ Patient First Name: _____

Fitter Last Name: _____ Fitter First Name: _____

Date: _____

LOWER EXTREMITY MEASURING & ORDER FORM: CUSTOM-MADE FLAT-KNIT

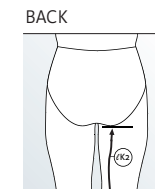
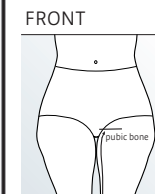
PATIENT MEASUREMENTS IN CENTIMETERS



CIRCUMFERENCES		
eT		cm
eH		cm
eK (around both legs)		cm
LEFT	RIGHT	
eG	cm	cm
eF	cm	cm
eE	cm	cm
eD	cm	cm
eC	cm	cm
eB1	cm	cm
eB	cm	cm
eY	cm	cm

LENGTHS (landmarks to floor)		
eT (straight line)		lK1T
eH (straight line)		lK2T
LEFT	RIGHT	
eG	cm	cm
eF	cm	cm
eE	cm	cm
eD	cm	cm
eC	cm	cm
eB1	cm	cm
eB	cm	cm

REQUIRED LENGTHS FOR THIGH & PANTY/WAIST



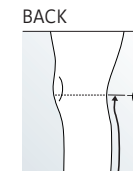
lK1
(pubic bone to floor)

_____ cm

lK2
(gluteal fold to floor)

_____ cm

REQUIRED LENGTHS FOR THIGH & PANTY/WAIST WITH E-KNITTING MARK OPTION



D1
(popliteal crease to floor)

_____ cm (contour)

WEIGHT BEARING (must complete all)

Left Foot

circ.A _____ cm

lA1 _____ cm

lA _____ cm

lZ _____ cm

Right Foot

circ.A _____ cm

lA1 _____ cm

lA _____ cm

lZ _____ cm



LOWER EXTREMITY MEASURING & ORDER FORM: CUSTOM-MADE FLAT-KNIT

Fax order: 866 860 9358 email: orders@absolutemedical.com

STYLE/MATERIAL	<input type="checkbox"/> mediven® 550 <input type="checkbox"/> mediven® mondi <input type="checkbox"/> mediven® sensoo (CCLII)
	NOTE: ONLY ONE STYLE PER FORM <input type="checkbox"/> Knee high <input type="checkbox"/> Thigh high <input type="checkbox"/> Waist high <input type="checkbox"/> Thigh w/waist attachment* <input type="checkbox"/> One leg Waist high* <input type="checkbox"/> Bicycle shorts (T to F)* <input type="checkbox"/> Capri shorts (T to C)* <input type="checkbox"/> Leggings (T to B)* <input type="checkbox"/> Men's leotard <input type="checkbox"/> Maternity panty* <input type="checkbox"/> with fly (slight compression panel)
COMPRESSION	PANTY SECTION CCLI: <input type="checkbox"/> 18-21mmHg CCLII: <input type="checkbox"/> 23-32mmHg CCLIII: <input type="checkbox"/> 34-46mmHg CCLIV: <input type="checkbox"/> 49-60mmHg**
	LEFT LEG CCLI: <input type="checkbox"/> 18-21mmHg CCLII: <input type="checkbox"/> 23-32mmHg CCLIII: <input type="checkbox"/> 34-46mmHg CCLIV: <input type="checkbox"/> 49-60mmHg**
	RIGHT LEG CCLI: <input type="checkbox"/> 18-21mmHg CCLII: <input type="checkbox"/> 23-32mmHg CCLIII: <input type="checkbox"/> 34-46mmHg CCLIV: <input type="checkbox"/> 49-60mmHg**
QTY	_____ Left _____ Right _____ Pair
COLOR	Standard Colors <input type="checkbox"/> Caramel <input type="checkbox"/> Black <input type="checkbox"/> Cashmere* <input type="checkbox"/> Sand
	Trend Colors* <input type="checkbox"/> Anthracite <input type="checkbox"/> Magenta <input type="checkbox"/> Aqua <input type="checkbox"/> Mint-Green <input type="checkbox"/> Blue-Jeans <input type="checkbox"/> Moss-Green <input type="checkbox"/> Cherry-Red <input type="checkbox"/> Navy <input type="checkbox"/> Coral
DESIGN	mediven 550 Fashion Elements* <i>Must pick 1 color & 1 pattern</i> Colors Patterns <input type="checkbox"/> Berry <input type="checkbox"/> Animal <input type="checkbox"/> Brown <input type="checkbox"/> Crosses <input type="checkbox"/> Gray <input type="checkbox"/> Ornaments
	mediven 550 Design Elements <input type="checkbox"/> Stars <input type="checkbox"/> Ribs <input type="checkbox"/> Pyramids

OPTIONS	FOOT <input type="checkbox"/> Open toe <input type="checkbox"/> Closed toe: <input type="checkbox"/> Tricot (half compression) *default <input type="checkbox"/> Netting (no compression; 550 only)															
	<table border="1"> <tr> <td> MONDI SILVER <input type="checkbox"/> Y-C <input type="checkbox"/> Y-D <input type="checkbox"/> Y-G </td> <td> 550 ONLY OPTIONS <input type="checkbox"/> Gluteal shaper (tricot gusset only) <input type="checkbox"/> Hallux ease (closed toe or seamless toe cap only) </td> </tr> </table>	MONDI SILVER <input type="checkbox"/> Y-C <input type="checkbox"/> Y-D <input type="checkbox"/> Y-G	550 ONLY OPTIONS <input type="checkbox"/> Gluteal shaper (tricot gusset only) <input type="checkbox"/> Hallux ease (closed toe or seamless toe cap only)													
	MONDI SILVER <input type="checkbox"/> Y-C <input type="checkbox"/> Y-D <input type="checkbox"/> Y-G	550 ONLY OPTIONS <input type="checkbox"/> Gluteal shaper (tricot gusset only) <input type="checkbox"/> Hallux ease (closed toe or seamless toe cap only)														
	KNITTING OPTIONS <input type="checkbox"/> Y knitting mark at ankle <input type="checkbox"/> E knitting mark at knee															
SILICONE TOPBAND <input type="checkbox"/> None <input type="checkbox"/> Profile (honeycomb pattern, 5cm wide only) <input type="checkbox"/> Beaded: <input type="checkbox"/> Small (2.5cm wide) <input type="checkbox"/> Wide (5cm wide) <input type="checkbox"/> Peony (beaded, 5cm wide only)																
	<table border="1"> <thead> <tr> <th>POSITION</th> <th>SILICONE PIECE</th> <th>ANTI-SLIP SILICONE DOTS</th> </tr> </thead> <tbody> <tr> <td>Lateral/along oblique border</td> <td><input type="checkbox"/> 15 X 5 cm</td> <td><input type="checkbox"/> 10 X 4.5 cm</td> </tr> <tr> <td>Anterior/vertically over "E"</td> <td><input type="checkbox"/> 8 X 5 cm</td> <td><input type="checkbox"/> 10 X 4.5 cm</td> </tr> <tr> <td>Posterior/rear over seam</td> <td><input type="checkbox"/> 8 X 5 cm</td> <td><input type="checkbox"/> 10 X 4.5 cm</td> </tr> <tr> <td>Sole of the foot</td> <td>N/A</td> <td><input type="checkbox"/> 6 X 4.5 cm</td> </tr> </tbody> </table>	POSITION	SILICONE PIECE	ANTI-SLIP SILICONE DOTS	Lateral/along oblique border	<input type="checkbox"/> 15 X 5 cm	<input type="checkbox"/> 10 X 4.5 cm	Anterior/vertically over "E"	<input type="checkbox"/> 8 X 5 cm	<input type="checkbox"/> 10 X 4.5 cm	Posterior/rear over seam	<input type="checkbox"/> 8 X 5 cm	<input type="checkbox"/> 10 X 4.5 cm	Sole of the foot	N/A	<input type="checkbox"/> 6 X 4.5 cm
POSITION	SILICONE PIECE	ANTI-SLIP SILICONE DOTS														
Lateral/along oblique border	<input type="checkbox"/> 15 X 5 cm	<input type="checkbox"/> 10 X 4.5 cm														
Anterior/vertically over "E"	<input type="checkbox"/> 8 X 5 cm	<input type="checkbox"/> 10 X 4.5 cm														
Posterior/rear over seam	<input type="checkbox"/> 8 X 5 cm	<input type="checkbox"/> 10 X 4.5 cm														
Sole of the foot	N/A	<input type="checkbox"/> 6 X 4.5 cm														
	WAISTBAND <input type="checkbox"/> Adjustable (Standard) <input type="checkbox"/> Velcro <input type="checkbox"/> Silicone beaded (5cm wide) <input type="checkbox"/> Knitted ending															
	LEVAMED SILICONE ANKLE PADS* Add 1 cm to cY measurement per pad. Left: <input type="checkbox"/> Inner <input type="checkbox"/> Outer <input type="checkbox"/> Permanent <input type="checkbox"/> Removeable Right: <input type="checkbox"/> Inner <input type="checkbox"/> Outer <input type="checkbox"/> Permanent <input type="checkbox"/> Removeable															

OBLIQUE ENDING <input type="checkbox"/> Standard <input type="checkbox"/> Steep <input type="checkbox"/> Straight								
<input type="checkbox"/> ADDED LENGTH IN FRONT (include cK1 and cK2 measurements below) Needed for all thigh high stockings								
<table border="1"> <tr> <th><input type="checkbox"/> GUSSET:</th> <th><input type="checkbox"/> SUSPENSORY:</th> </tr> <tr> <td> _____ Tricot (standard) </td> <td> _____ Tricot </td> </tr> <tr> <td> _____ Netting </td> <td> _____ Netting </td> </tr> <tr> <td> _____ Compressive </td> <td> _____ Compressive Width _____ cm Length _____ cm </td> </tr> </table>	<input type="checkbox"/> GUSSET:	<input type="checkbox"/> SUSPENSORY:	_____ Tricot (standard)	_____ Tricot	_____ Netting	_____ Netting	_____ Compressive	_____ Compressive Width _____ cm Length _____ cm
<input type="checkbox"/> GUSSET:	<input type="checkbox"/> SUSPENSORY:							
_____ Tricot (standard)	_____ Tricot							
_____ Netting	_____ Netting							
_____ Compressive	_____ Compressive Width _____ cm Length _____ cm							
LYMPHPADS* <input type="checkbox"/> Removeable (standard) Width _____ (cm) Length _____ (cm)								
OR <input type="checkbox"/> Silk Lining Width _____ (cm) Length _____ (cm) Location _____								
ZIPPER* <input type="checkbox"/> Anterior <input type="checkbox"/> Posterior <input type="checkbox"/> Medial <input type="checkbox"/> Lateral <input type="checkbox"/> Y to D <input type="checkbox"/> Y to G <input type="checkbox"/> B to D <input type="checkbox"/> B to G								
SWAROVSKI CRYSTALS Pattern: <input type="checkbox"/> Beauty <input type="checkbox"/> Brilliance <input type="checkbox"/> Romance								

*Not available in mediven sensoo. Trend colors and fashion elements require an extra 5 days for production.

**mediven 550 only

NOTES: