

**Esthetic
Practical
Examination
2023**

Summary of the Esthetic Practical

- Facial with questions
- Skin & Treatments w/questions
- Brow & Lip Wax Procedure
w/questions (NEW)
- Lift & Tint Procedure w/questions
(NEW)

State Board 20-Minute Facial Protocol

1. Sanitize hands
2. Cleanse >>> Remove
3. Analyze skin
4. Exfoliate
5. Towel Steam
6. Hand and arm massage
7. Sanitize hands
8. Remove exfoliants
9. Extractions (with gloves)
10. Mask >>> Remove
11. Tone
12. Moisturize
13. Protect >>> SPF
14. Sanitize hands

State Board Brow and Lip Wax Protocol

1. Sanitize hands
2. Analyze direction of hair growth
3. Prep skin with wax cleanse
4. Dust area with powder
5. Apply wax >>> discard applicator (wax can be cold cream or something like that)
6. Apply strip
7. Pull skin taut
8. Remove strip >>> discard strip
9. Apply pressure
10. Repeat procedure on other areas to complete brow and lip
11. Remove any excess wax
12. Remove stray hairs with tweezers
13. Apply post epilation / soothing gel
14. Sanitize hands

State Board Lift and Tint Protocol

(To be performed on one eye)

1. Sanitize hands
2. Cleanse with skin/lash cleanse
3. Apply under eye pads
4. Glue eyelid pads on the lid
5. Glue Lashes upward on the eyelid pad
6. Simulate application of perm
7. Remove perm
8. Simulate application of fixation
9. Remove fixation
10. Simulate application of tint
11. Sanitize hands
12. Remove glue from lashes and eyelid pads with remover
13. Sanitize hands

Louisiana State Board of Cosmetology

Liability Waiver

Date _____

Student name _____

Model/Participant
Name _____

By signing below, I voluntarily release the Louisiana State Board of Cosmetology, its employees, and affiliates from any and all liability of personal injury that I may sustain while participating in the Louisiana State Board of Cosmetology practical examination process.

Model/Participant's Signature

Louisiana State Board Supply List

Supplies
Hand Towels
Bowls
Clean Linens
Blanket
Extraction Tool
Fan or Mask Brush
Trash Bags
Eye Pads
Glue for Pads
Accessories
Head Band
Client Gown
Disposables
Paper Towels
Cotton Pads
Cotton Rounds
Cotton Swabs
Gloves
Tissue
Lip Wands
Mascara Wands
Wax Applicators
Wax Strips

Products
Cleanser
Exfoliant
Mask
Toner / Astringent
Massage Lotion
Moisturizers
SPF
Antibacterial Soap
Hand Sanitizer
Alcohol
Witch Hazel
Glue for Eyelid Pads
Tint (does not have to be actual tint)
Lift and Tint Remover
Wax Cleanse
Wax Powder
Soothing Gel
Wax (does not have to be actual wax)
Paper Work
Consultation Form
Wax Consent Form
Lash Lift and Tint Consent Form

Esthetician Practical Table

Wax & Tint Set Up


Paper Towels / Tissue

Bed Sanitizer

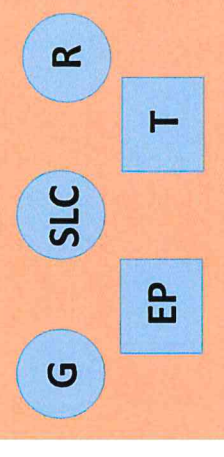
Hand Sanitizer / Antibacterial Soap

- Tweezers
- Gloves
- Disposables

WAX SET UP



TINT SET UP



SOILED LAUNDRY / GARBAGE

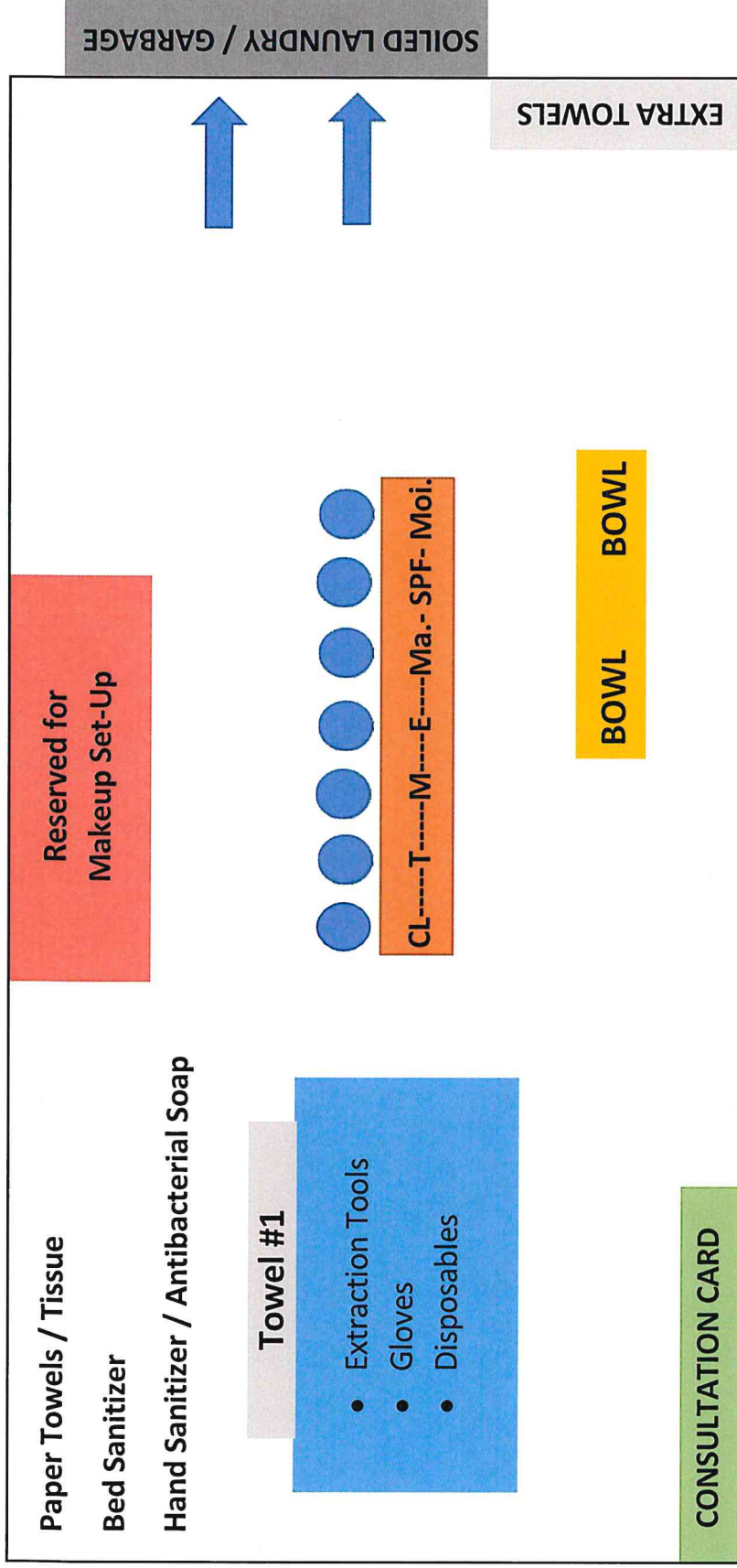
CONSULTATION / CONSENT

W=Wax WS=Wax Strips WA=Wax Applicators WC=Wax Cleanse P=Powder SG=Soothing Gel

G=Glue EP=Eye Pad T=Tint R=Remover SLC=Skin/Lash Cleanse

Esthetician Practical Table

Facial Set-Up



CL= Cleanser T=Toner M=Mask E=Exfoliate Ma=Massage SPF=SPF Moi=Moisturizer

IMPORTANT NOTES FOR FACIAL

-Everything should be labeled. (Ex. "Cleanser", "Mask")

-Should not be able to identify brand.

Frequently Asked Questions

1. What's changing on the esthetic practical exam?

The make-up portion is being removed. We're adding a waxing portion and a lash lift and tint portion.

2. Why is it changing?

Make-up application is an expression of the "artist". Viewer perception can vary. However, the proper protocols of waxing, lash lifts and tints are definitive. Adding that they are some of the most performed services in the esthetic industry. Testing on these services will ensure the public safety for the state of Louisiana.

3. When will the change take effect?

We plan to start the updated testing in March of 2023. A more concise date will be given as soon as we have one.

4. When should we start "teaching" or "prepping" the students for the updated examination?

It will depend on your class starts. Classes starting mid-July/August should expect to take the updated examination.

5. What will the students have to wax?

Students will use a live model to demonstrate a brow and lip wax technique.

6. Will the students use actual wax?

No, the container must be labeled “wax”, but should contain a product such a cold cream or something relatively close to cold cream. Students will demonstrate a lip and brow wax technique on their model.

7. Are the students doing an actual eyelash tint and lift?

They will take every step in the protocols of a lash lift and tint WITHOUT placing any chemicals on their model. Protocols are provided in your packet. Chemicals of a lift and tint will NOT be used during testing. Student must demonstrate technique of application WITHOUT actually using the chemicals. Simply substituting an eye safe cream / oil and even water will suffice in the “chemical” application technique and protocol portion of the examination.

8. How much time will they have for the new procedures?

Once mock testing is completed, we will provide you with the specifics regarding the allotted time for each phase.

9. Can I have a copy of the grading sheet?

No, we will not be providing a copy of the grading sheet.

10. How will we know what is expected of the students for the new procedures?

We will provide a protocol for each procedure, including the facial.

11. How many tables do the students have to set up?

There will be two table set ups. One for the facial and one for the wax & tint set up. One table will be provided for the students during the entirety of the practical examination. Testers will allow a time at the beginning for table set up for the facial portion and allow a transition time for clean up and set up for the next phase.

12. Is there an example of the table set ups?

Yes, included in this school packet.

13. What type of questions will be asked?

Questions on proper extraction, waxing, lash lift and tint procedures, techniques, and protocols.

There were four sections previously; how many are there now? There is a total of seven sections now. This includes two oral phases, two prep phases and three procedure phases.

14. How many questions for each section? As of right now, there are approximately 4 items per section. However, during the oral examination, the testers are looking for the knowledge needed to successfully perform these procedures on the general public safely.

15. Can there be an automatic failure? Yes, sanitation protocols should be used at all times.

16. How much time will be given for each section?

This will be worked out during the mock testing phase. We will update you as soon as possible.