

Chain Policy and Procedures

Werner utilizes a system of Chain Banks to distribute chains to Drivers when they are operating in states with established chain laws. Our chain banks are located in the following states: CA, CO, ID, MT, NV, and WA.

The Driver is responsible for understanding each state's chain requirements and, if issued chains, for proper installation, use and care. Failure to comply with state chain law requirements and company chain policies and procedures subjects the Driver to fines and/or bond deductions. Contact your Fleet Manager if assistance is needed with specific chain requirements or chain-up training.

Dates

Chain season runs October 1 through April 30

Please note of the following state-specific requirements:

COLORADO: Between September 1 and May 31, commercial vehicles operating on I-70 in either direction between mileposts 133 (Dotsero) and 259 (Morrison) must carry sufficient chains at all times to be in compliance with state chain law. *This is the only area in the state in which chains must be carried during the specified season.*

OREGON/WASHINGTON: Between October 1 and April 30 it is the policy of Werner Enterprises that all Drivers, company and owner-operators, have chains in their possession when traveling in and through OR and WA.

Check Out

Step One	Locate the designated chain bank location •Fuel Desk •Shop
Step Two	Identify yourself as a Werner Driver including: •Employee # •Truck #
Step Three	Make sure to: •Check out the required quantity of chains •Verify the count received This is the Driver's responsibility
Step Four	Get check-out transaction # •Chain Banks and Terminals will contact the Chain Department to obtain this check-out transaction #
Step Five	Send Macro 34
Step Six	Retain the check-out transaction # until chains are checked in
The Chain Department monitors all chains issued.	

Check In

Step One	Locate the designated chain bank location •Fuel Desk •Shop
Step Two	Identify yourself as a Werner Driver including: •Employee # •Truck #
Step Three	Make sure to: •Inspect - Check out the required quantity •Re-bag •Verified the quantity prior to check-in Chain Bank locations will reject un-bagged chains
Step Four	Get check-in transaction #/receipt •Chain Banks and Terminals will contact the Chain Department to obtain this check-in transaction # •Authorization will not be granted for un-bagged chains. Do not unbag chains unless chain-up is required.
Step Five	Retain receipt for future reference
Step Six	Send Macro 35
Step Seven	Retain the check-out transaction # until chains are checked in
Driver or Fleet Managers are to inform the Chain Department of broken or lost chains.	

Chain-Up Guidelines

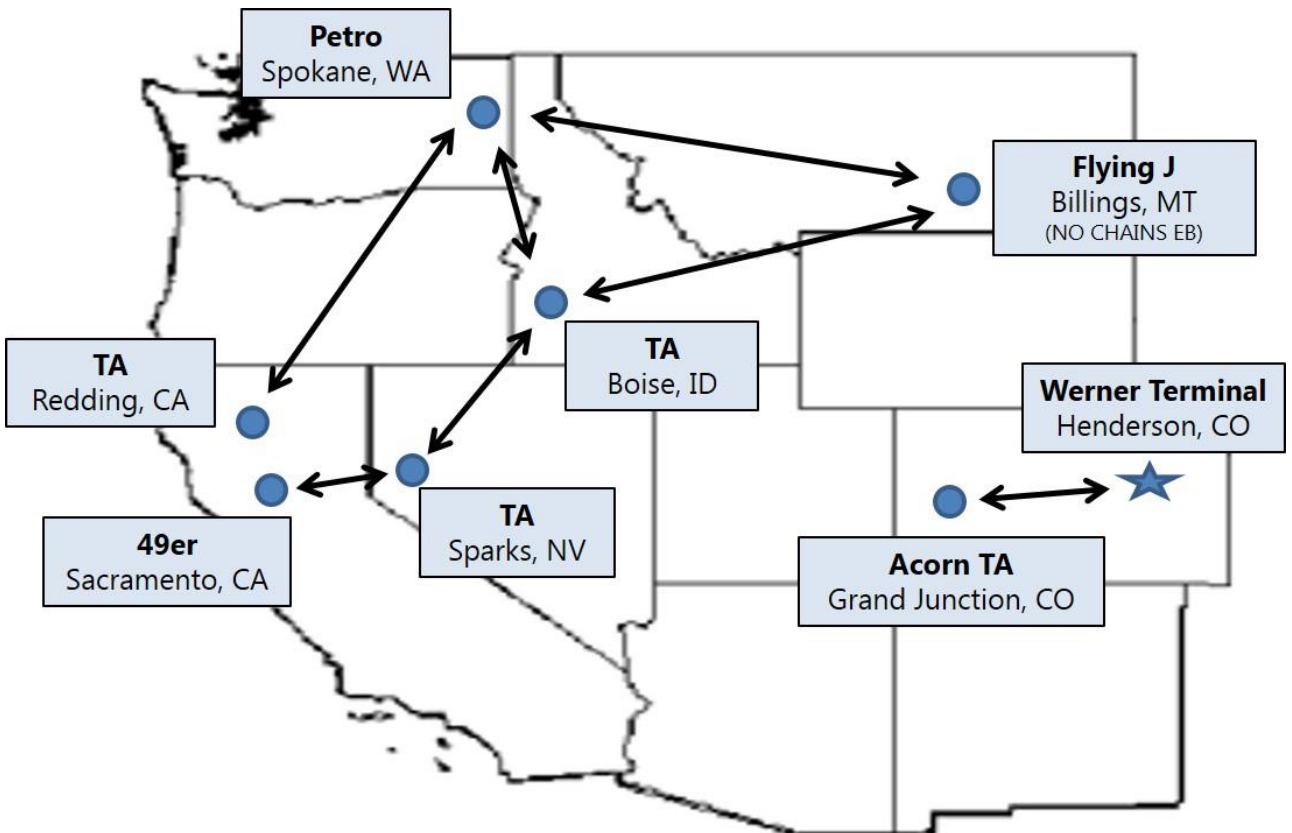
- When winter driving conditions exist and you are required by law to install tire chains, **DO NOT CONTINUE TO RUN AS NORMAL.**
- Find the safest place possible to chain up, or remove chains.
- Install chains properly and as snugly as possible. Correct use of all fasteners and rubber straps will keep chains tight and extra links from flailing.
- Chains are to be utilized to travel to a **SAFE HAVEN ONLY** unless you have special dispatch instructions.
- **NEVER** run chains on dry pavement; when chains are installed **DO NOT EXCEED 30 MPH.**
- Once you and your equipment are safety secured, immediately contact dispatch to advise them of your winter weather delay.

Note: The steel link cables provided through our program are 100% in compliance with Colorado Chain law; our high strength steel cables exceed the Colorado's required specifications.


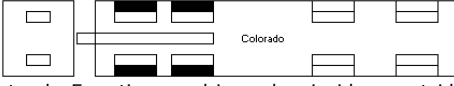
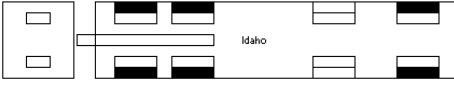
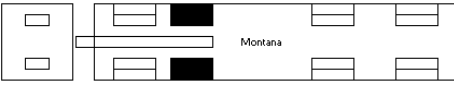

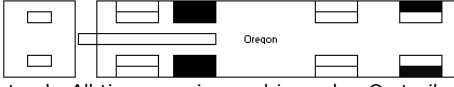
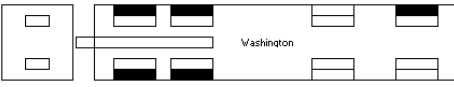
Werner Chain Banks are in place to keep you safe, legal, and productive. If you are unfamiliar with the chain policies contact your Fleet Manager. Drivers may be charged a \$20 relocation fee if they fail to return chains to the designated chain bank location. When you check out chains from a chain bank or terminal you will receive a MCP200 message with additional instructions.

When any Driver in possession of chains changes trucks, takes a leave, or terminates employment, the Chain Department must be notified. Failure to do so may result in disciplinary action and/or fines. Chain management is key to the successful operation of our Chain Bank System; Fleet Managers are responsible for Driver compliance.

Chain Bank Map



Locations and Requirements

STATE	LOCATION	REQUIREMENTS	TIRES
AZ, CA, CO & NE	WERNER TERMINALS	SEASONAL USE CABLES ONLY	
CALIFORNIA	49er TRUCK PLAZA I-80 EX 85 SACRAMENTO CA 95833 PHONE: (916) 927-4774 T-A TRUCK PLAZA I-5 EX 673 REDDING CA 96048 PHONE (530) 221-4760	Donner Pass Only (4 sets) - Check-out at 49er Truck Plaza-Sacramento CA. Must check-in at TA-Sparks NV. Inbound OR/WA (4 sets) - Keep chains in possession until you depart OR/WA-Western Region. Must check-in TA- Redding CA, TA-Boise ID, TA-Sparks NV, Petro-Spokane WA or Flying J-Billings MT.	 On truck: All tires on the primary drive axle, plus two tires on the other drive axle. On trailer: One tire on each side of the trailer, any axle.
COLORADO	Acorn T-A I-70 EXIT 26 GRAND JUNCTION, CO 81505 PHONE: (970) 243-7401 WERNER TERMINAL I-76 EXIT 11 HENDERSON CO 80640 PHONE: (303) 286-0242	I-70 (2 sets of steel mandatory) - Check-in/out Werner Terminal-Henderson, or check-in/out TA-Grand Junction, CO. Steel Chains must remain in Colorado-no exceptions. NOTE: Drivers must have steel chains in their possession from September 1 through May 31 when traveling CO I-70 MM 133-MM 259. Failure to do so may result in inspection violation, fines and surcharges.	 On truck: Four tires on drive axles, inside or outside.
IDAHO	T-A TRUCK PLAZA I-84 EXIT 54 BOISE ID 83705 PHONE: (208) 344-1091	Inbound OR/WA (4 sets) - Keep chains in possession until you depart OR/WA-West Region. Must check-in at TA-Redding CA, TA-Boise ID, TA-Sparks NV, Petro-Spokane WA or Flying J-Billings MT. NO CHAINS EAST OF THIS POINT.	 On truck: One tire on each side of both drive axles. On trailer: One tire on each side of rear axle.
MONTANA	FLYING J I-90 EXIT 455 BILLINGS MT 59101 PHONE: (406) 256-8826	West-bound I-90 & inbound WA/OR (4 sets) - Keep chains in possession until you depart OR/WA-Western Region. Must check-in at TA-Redding CA, TA-Boise ID, TA-Sparks NV, Petro-Spokane WA or Flying J-Billings MT. NO CHAINS EAST OF THIS POINT.	 On truck: All tires of either drive axle.
NEVADA	T-A TRUCK PLAZA I-80 EXIT 19 N SPARKS NV 89431 PHONE: (775) 359-0550	Donner Pass (4 sets) - Check-out TA-Sparks NV. Must check-in 49ER Auto Truck Plaza-Sacramento CA or Flying J-Caldwell, ID. Inbound OR (4 sets) - Keep chains in possession until you depart OR/WA-Western Region. Must check-in at TA-Redding CA, TA-Boise ID, TA-Sparks NV, Petro-Spokane WA or Flying J-Billings MT.	 On truck: Two tires on one drive axle must be chained inside or outside. On trailer: Two tires on back axle, inside or outside.
OREGON	NONE Chain equipment must be obtained PRIOR to entry into the state of Oregon.	Inbound OR/WA (4 sets) - Keep chains in possession until you depart WA/OR-Western Region. Check-in locations: TA-Boise ID, TA-Redding CA, TA Sparks NV, Petro-Spokane WA or Flying J-Billings MT.	 On truck: All tires on primary drive axle. On trailer: Two tires, one on each side of any axle.
WASHINGTON	PETRO T/S I-90 EXIT 272 SPOKANE WA 99224 PHONE: (509) 842-1111	Inbound WA/OR (4 sets) - Keep chains in possession until you depart WA/OR OR/WA-Western Region. Check-in locations: TA-Boise ID, TA-Redding CA, TA Sparks NV, Petro-Spokane WA or Flying J-Billings MT.	 On truck: One tire on each side of both drive axles or, all tires on one drive axle. On trailer: One tire on either side of either trailer axle. *Must also carry two extra chains for side compartment.
WYOMING	NONE	There is no mandatory chain law in Wyoming; chains will not be issued for travel through the state.	
Werner Chain Department: (800) 362-3081			
CANADIAN CHAIN REQUIREMENTS			
BRITISH COLUMBIA	Between October 1st to April 30th , commercial trucks over 27,000 kg GVW must carry chains. Follow inbound OR/WA requirements.		
ALBERTA /MANITOBA/ SASKATCHEWAN	There is no mandatory chain law in Alberta, Manitoba or Saskatchewan.		